



# ग्रामीण गृहनिर्माण

दैनिक प्रगती अहवाल : २०.०९.२०२३

प्रधानमंत्री आवास योजना ग्रामीण – मंजूरी, पूर्ण घरकुले, हप्ते वितरण, भूमिहीन, आर्थिकदृष्ट्या अपूर्ण  
राज्य पुरस्कृत ग्रामीण आवास योजना – मंजूरी, पूर्ण घरकुले, हप्ते वितरण, आर्थिकदृष्ट्या अपूर्ण

योजना	एकूण मंजूरी	दैनिक मंजूरी	एकूण पूर्ण	दैनिक पूर्ण घरकुले	दैनिक पहिला हप्ता वितरीत	दैनिक दुसरा हप्ता वितरीत	दैनिक तिसरा हप्ता वितरीत
प्रधानमंत्री आवास योजना ग्रामीण	१३८८८३३	०	११८१२७९	४८७	२६८	४३८	९०२
राज्य योजना	६२२४७४	५२६	४४२०३२	५९७	४१७	३५९	३८७
एकूण	२०११३०७	५२६	१६२३३११	१०८४	६८५	७९७	१२८९

149137

124373

103287

88540

50734

121822

49050

2355

पहिला हप्ता मिळाल्यानंतर ३ महिने उलटूनही अपूर्ण घरकुले

पहिला हप्ता मिळाल्यानंतर ६ महिने उलटूनही अपूर्ण घरकुले

पहिला हप्ता मिळाल्यानंतर ९ महिने उलटूनही अपूर्ण घरकुले

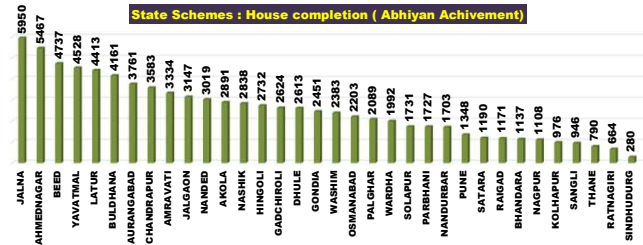
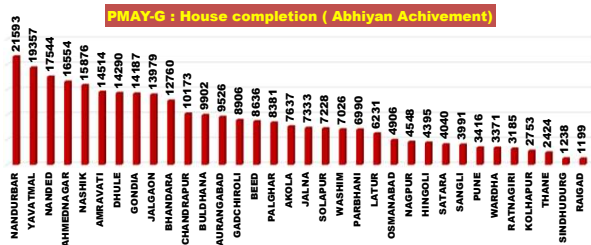
पहिला हप्ता मिळाल्यानंतर १२ महिने उलटूनही अपूर्ण घरकुले

पहिला हप्ता मिळाल्यानंतर १८ महिने उलटूनही अपूर्ण घरकुले

पहिला हप्ता मिळाल्यानंतर ९० दिवसानंतरही दुसरा हप्ता न मिळालेली घरकुले

दुसरा हप्ता मिळाल्यानंतर ९० दिवसानंतरही तिसरा हप्ता न मिळालेली घरकुले

तिसरा हप्ता मिळाल्यानंतर ९० दिवसानंतरही अपूर्ण घरांची संख्या

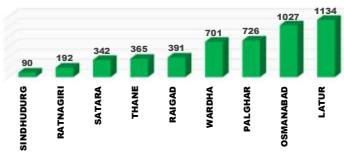


राज्य व्यवस्थापन कक्ष- ग्रामीण गृहनिर्माण

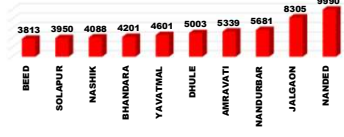
४ था मजला, दक्षिण कक्ष, सिडको भवन, सीबीडी बेलापुर, नवी मुंबई - ४०० ६१४.

# Top and Bottom Ten Districts

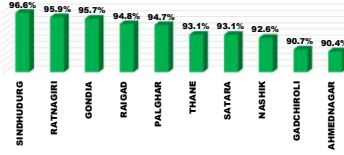
PMAY-G Delayed Houses TOP 10 Dist.



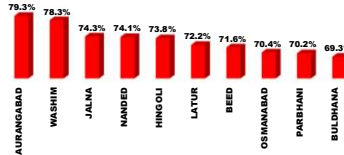
PMAY-G Delayed Houses Bottom 10 Dist.




PMAY-G Completion TOP 10 Dist.



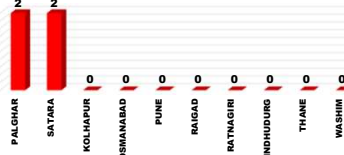
PMAY-G Completion Bottom 10 Dist.



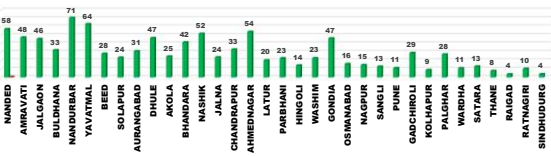
PMAY-G Daily Completion Top 10 Dist.



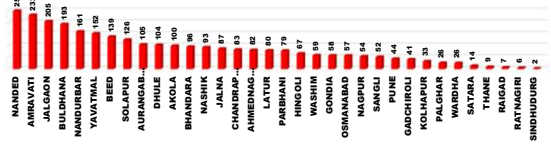
PMAY-G Daily Completion Bottom 10 Dist.



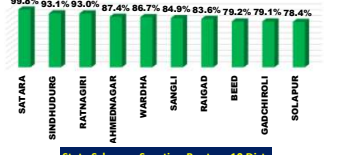
PMAY-G : Current Pace of Completion Per Day (Abhiyan)



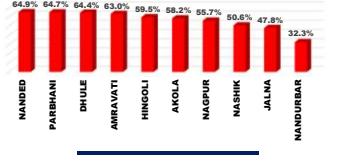
PMAY-G Required Pace of Completion Per Day



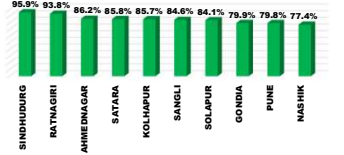
State Schemes Sanction TOP 10 Dist.



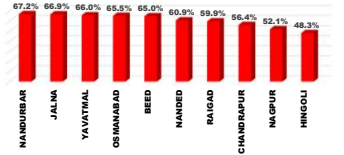
State Schemes Sanction Bottom 10 Dist.



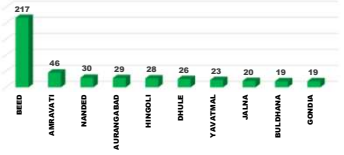
State Schemes Completion TOP 10 Dist.



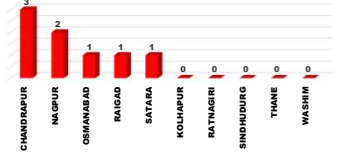
State Schemes Completion Bottom 10 Dist.



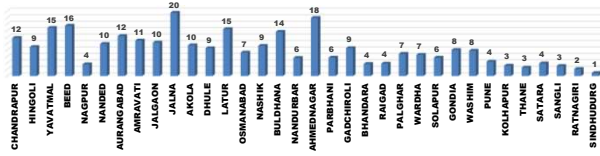
State Schemes Daily Completion Top 10 Dist.



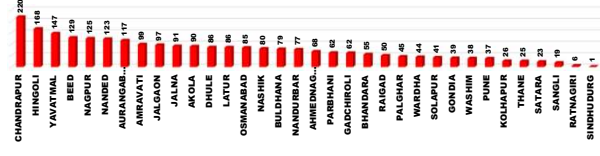
State Schemes Daily Completion Bottom 10 Dist.



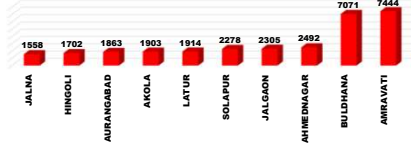
State Schemes : Current Pace of Completion Per Day (Abhiyan)



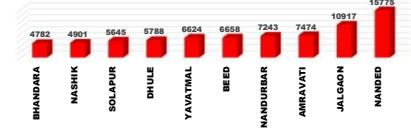
State Schemes Required Pace of Completion Per Day



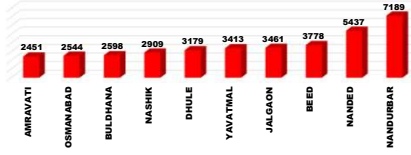
PMAY-G Remaining 1st Installments Bottom 10 Dist



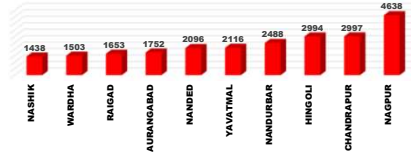
PMAY-G Remaining 2nd Installments Bottom 10 Dist



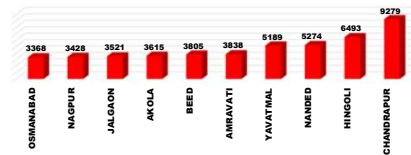
PMAY-G Remaining 3rd Installments Bottom 10 Dist



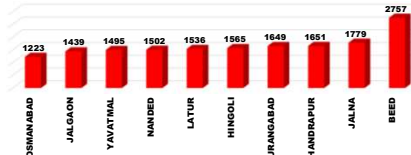
State Schemes Remaining 1st Installments Bottom 10 Dist



State Schemes Remaining 2nd Installments Bottom 10 Dist



State Schemes Remaining 3rd Installments Bottom 10 Dist



प्रधानमंत्री आवास योजना ग्रामीण - मंजूरी (PWL+Awaas Plus)

Sr. No.	Division	Target (PWL+Awaas Plus)	18.09.2023	20.09.2023	Daily Achivement	Remaining
1	NASHIK DIV.	411635	411563	411563	0	72
2	AMRAVATI DIV.	268871	267853	267843	0	1028
3	AURANGABAD DIV.	235120	234486	234466	0	654
4	NAGPUR DIV.	288089	287556	287535	0	554
5	KONKAN DIV.	69466	69451	69451	0	15
6	PUNE DIV.	119414	118134	117975	0	1439
	<b>Total</b>	<b>1392595</b>	<b>1389043</b>	<b>1388833</b>	<b>0</b>	<b>3762</b>

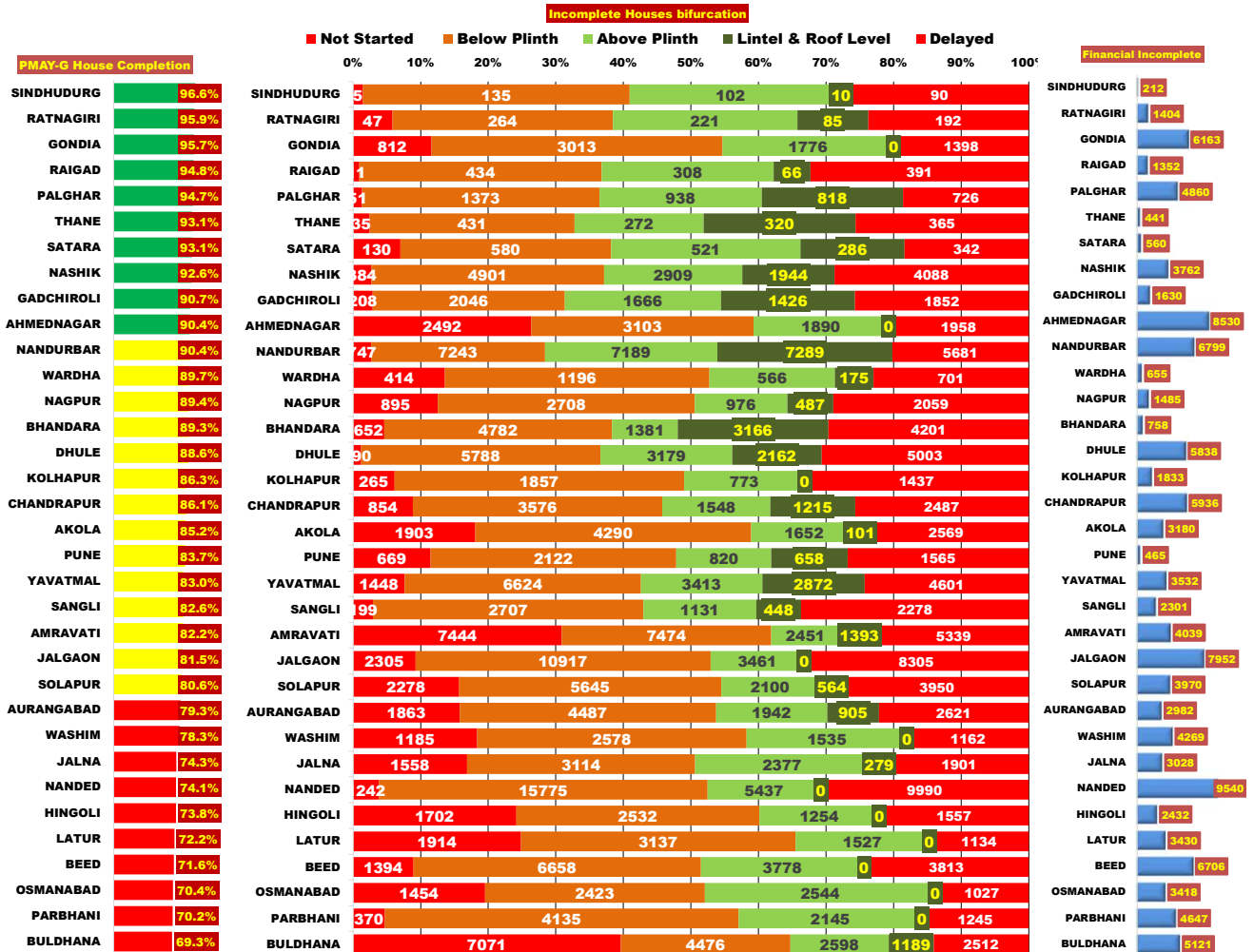
Sr. No.	District	Target (PWL+Awaas Plus)	18.09.2023	20.09.2023	Daily Achivement	Remaining
1	AHMEDNAGAR	60463	60449	60449	0	14
2	AKOLA	48121	47804	47804	0	317
3	AMRAVATI	92905	92622	92622	0	283
4	AURANGABAD	36139	36139	36139	0	0
5	BEED	34833	34726	34726	0	107
6	BULDHANA	44667	44619	44619	0	48
7	CHANDRAPUR	42434	42412	42412	0	22
8	DHULE	64639	64634	64634	0	5
9	GADCHIROLI	31617	31615	31615	0	2
10	GONDIA	95895	95895	95895	0	0
11	HINGOLI	18083	18083	18083	0	0
12	JALGAON	78446	78424	78424	0	22
13	JALNA	24023	24023	24023	0	0
14	KOLHAPUR	17195	17164	17164	0	31
15	LATUR	20368	20368	20368	0	0
16	NANDURBAR	118784	118760	118760	0	24
17	NASHIK	89303	89296	89296	0	7
18	OSMANABAD	14142	13767	13767	0	375
19	PALGHAR	35188	35188	35188	0	0
20	RAIGAD	9819	9819	9819	0	0
21	RATNAGIRI	9791	9786	9786	0	5
22	SINDHUDURG	5096	5086	5086	0	10
23	THANE	9572	9572	9572	0	0
24	YAVATMAL	63815	63590	63590	0	225
25	NANDED	68729	68598	68596	-2	133
26	NAGPUR	36474	36289	36285	-4	189
27	PUNE	19276	19164	19157	-7	119
28	BHANDARA	63808	63591	63583	-8	225
29	WARDHA	17861	17754	17745	-9	116
30	SATARA	14494	14423	14413	-10	81
31	WASHIM	19363	19218	19208	-10	155
32	PARBHANI	18803	18782	18764	-18	39
33	SANGLI	21342	21179	21148	-31	194
34	SOLAPUR	47107	46204	46093	-111	1014
	<b>Total</b>	<b>1392595</b>	<b>1389043</b>	<b>1388833</b>	<b>0</b>	<b>3762</b>

प्रधानमंत्री आवास योजना - ग्रामीण : भूमिहीन लाभार्थी अहवाल

Sr. No.	District	Google Sheet Report			AwaasSoft Report			
		Total Landless	Provided land	Remaining	Landless beneficiaries tagged in AwaasSoft	Landless beneficiaries provided land	Remaining Landless	Remaining Tag (provided land)
1	DHULE	18	18	0	18	18	0	0
2	GADCHIROLI	9	9	0	9	9	0	0
3	GONDIA	2450	2450	0	2457	2329	128	121
4	KOLHAPUR	257	257	0	246	228	18	29
5	NANDURBAR	0	0	0	0	0	0	0
6	PALGHAR	11	11	0	11	11	0	0
7	RAIGAD	6	6	0	6	6	0	0
8	RATNAGIRI	23	23	0	23	23	0	0
9	SINDHUDURG	420	420	0	416	416	0	4
10	NANDED	354	322	32	368	263	105	59
11	THANE	112	80	32	118	60	58	20
12	BEED	212	125	87	361	66	295	59
13	SATARA	809	714	95	813	622	191	92
14	SANGLI	324	216	108	321	142	179	74
15	NASHIK	1699	1501	198	1680	1162	518	339
16	PARBHANI	307	63	244	290	54	236	9
17	WARDHA	2129	1870	259	2274	1851	423	19
18	CHANDRAPUR	2400	1935	465	2494	1615	879	320
19	PUNE	2069	1604	465	2052	867	1185	737
20	BHANDARA	4801	4248	553	4801	4394	407	-146
21	NAGPUR	4457	3835	622	4449	3553	896	282
22	HINGOLI	1713	796	917	1713	466	1247	330
23	JALNA	1359	406	953	1374	85	1289	321
24	LATUR	2178	1194	984	2258	818	1440	376
25	OSMANABAD	2090	1073	1017	2072	102	1970	971
26	JALGAON	22530	21460	1070	22570	20896	1674	564
27	WASHIM	2813	1685	1128	2743	1484	1259	201
28	YAVATMAL	3094	1834	1260	3196	1802	1394	32
29	AKOLA	6798	5412	1386	6702	5316	1386	96
30	AURANGABAD	3266	1700	1566	3155	1805	1350	-105
31	AHMEDNAGAR	7588	5242	2346	7798	5139	2659	103
32	SOLAPUR	6387	3957	2430	5703	3953	1750	4
33	BULDHANA	15352	9268	6084	15685	9148	6537	120
34	AMRAVATI	20601	13785	6816	20313	13595	6718	190
	<b>Total</b>	<b>118636</b>	<b>87519</b>	<b>31117</b>	<b>118489</b>	<b>82298</b>	<b>36191</b>	<b>5472</b>

## प्रधानमंत्री आवास योजना ग्रामीण - पूर्ण घरकूले

Sr. No.	Division	Sanction	18.09.2023	20.09.2023	Daily Achivement	Remaining	Completed & verified	Remaining verified
1	<b>AURANGABAD DIV.</b>	<b>234466</b>	<b>172841</b>	<b>173122</b>	<b>281</b>	<b>61344</b>	<b>163624</b>	<b>9498</b>
2	<b>AMRAVATI DIV.</b>	<b>267843</b>	<b>215493</b>	<b>215593</b>	<b>100</b>	<b>52250</b>	<b>206707</b>	<b>8886</b>
3	<b>NAGPUR DIV.</b>	<b>287535</b>	<b>262030</b>	<b>262073</b>	<b>43</b>	<b>25462</b>	<b>252865</b>	<b>9208</b>
4	<b>NASHIK DIV.</b>	<b>411563</b>	<b>365766</b>	<b>365806</b>	<b>40</b>	<b>45757</b>	<b>344580</b>	<b>21226</b>
5	<b>PUNE DIV.</b>	<b>117975</b>	<b>98829</b>	<b>98850</b>	<b>21</b>	<b>19125</b>	<b>94428</b>	<b>4422</b>
6	<b>KONKAN DIV.</b>	<b>69451</b>	<b>65833</b>	<b>65835</b>	<b>2</b>	<b>3616</b>	<b>63525</b>	<b>2310</b>
<b>Total</b>		<b>1388833</b>	<b>1180792</b>	<b>1181279</b>	<b>487</b>	<b>207554</b>	<b>1125729</b>	<b>55550</b>



प्रधानमंत्री आवास योजना ग्रामीण - पूर्ण घरकूले

Sr. No.	District	Sanction	18.09.2023	20.09.2023	Daily Achivement	Remaining	Completed & verified	Remaining verified
1	BEED	34726	24753	24864	111	9862	23168	1696
2	PARBHANI	18764	13089	13163	74	5601	12631	532
3	AMRAVATI	92622	76099	76139	40	16483	73860	2279
4	YAVATMAL	63590	52733	52765	32	10825	49233	3532
5	NANDED	68596	50825	50854	29	17742	48662	2192
6	LATUR	20368	14682	14705	23	5663	14245	460
7	AURANGABAD	36139	28639	28658	19	7481	26942	1716
8	BULDHANA	44619	30906	30923	17	13696	29285	1638
9	AHMEDNAGAR	60449	54620	54634	14	5815	53806	828
10	GONDIA	95895	91751	91765	14	4130	91162	603
11	HINGOLI	18083	13340	13353	13	4730	12827	526
12	NAGPUR	36285	32428	32441	13	3844	31219	1222
13	JALNA	24023	17827	17839	12	6184	16695	1144
14	AKOLA	47804	40723	40734	11	7070	39858	876
15	DHULE	64634	57275	57285	10	7349	53315	3970
16	SOLAPUR	46093	37126	37136	10	8957	35506	1630
17	SANGLI	21148	17449	17458	9	3690	16663	795
18	NASHIK	89296	82659	82667	8	6629	79158	3509
19	CHANDRAPUR	42412	36505	36512	7	5900	35219	1293
20	NANDURBAR	118760	107318	107323	5	11437	96292	11031
21	BHANDARA	63583	56769	56772	3	6811	53602	3170
22	GADCHIROLI	31615	28670	28673	3	2942	26269	2404
23	JALGAON	78424	63894	63897	3	14527	62009	1888
24	WARDHA	17745	15907	15910	3	1835	15394	516
25	PALGHAR	35188	33310	33312	2	1876	32008	1304
26	SATARA	14413	13413	13415	2	998	12896	519
27	KOLHAPUR	17164	14815	14815	0	2349	14475	340
28	OSMANABAD	13767	9686	9686	0	4081	8454	1232
29	PUNE	19157	16026	16026	0	3131	14888	1138
30	RAIGAD	9819	9309	9309	0	510	9000	309
31	RATNAGIRI	9786	9389	9389	0	397	9169	220
32	SINDHUDURG	5086	4915	4915	0	171	4834	81
33	THANE	9572	8910	8910	0	662	8514	396
34	WASHIM	19208	15032	15032	0	4176	14471	561
<b>Total</b>		<b>1388833</b>	<b>1180792</b>	<b>1181279</b>	<b>487</b>	<b>207554</b>	<b>1125729</b>	<b>55550</b>

राज्यपुरस्कृत आवास योजना ग्रामीण - मंजूरी

Sr. No.	Division	Target	18.09.2023	20.09.2023	Daily Achivement	Sanction %	Remaining	Sanction State Rank
1	NAGPUR DIV.	164085	113783	114114	331	69.5%	49971	3
2	NASHIK DIV.	207115	122662	122777	116	59.3%	84338	5
3	AURANGABAD DIV.	273086	179725	179777	56	65.8%	93309	6
4	KONKAN DIV.	44680	35418	35435	17	79.3%	9245	1
5	AMRAVATI DIV.	157836	105702	105708	6	67.0%	52128	4
6	PUNE DIV.	79398	64663	64663	0	81.4%	14735	2
<b>Total</b>		<b>926200</b>	<b>621953</b>	<b>622474</b>	<b>526</b>	<b>67.2%</b>	<b>303726</b>	

Sr. No.	District	Target	18.09.2023	20.09.2023	Daily Achivement	Sanction %	Remaining	Sanction State Rank
1	WARDHA	14707	12549	12747	198	86.7%	1960	6
2	NASHIK	49930	25144	25260	116	50.6%	24670	33
3	NAGPUR	33291	18470	18544	74	55.7%	14747	29
4	CHANDRAPUR	54555	35744	35800	56	65.6%	18755	31
5	JALNA	41057	19569	19609	40	47.8%	21448	32
6	THANE	8574	6036	6053	17	70.6%	2521	7
7	OSMANABAD	24003	17387	17398	11	72.5%	6605	17
8	AMRAVATI	36242	22841	22847	6	63.0%	13395	27
9	NANDED	34410	22342	22345	3	64.9%	12065	26
10	GADCHIROLI	20609	16306	16308	2	79.1%	4301	10
11	AURANGABAD	36954	25615	25616	1	69.3%	11338	25
12	BHANDARA	22211	16828	16829	1	75.8%	5382	16
13	PARBHANI	29060	18802	18803	1	64.7%	10257	22
14	AHMEDNAGAR	39938	34896	34896	0	87.4%	5042	14
15	AKOLA	34781	20246	20246	0	58.2%	14535	28
16	BULDHANA	28967	20764	20764	0	71.7%	8203	19
17	GONDIA	18712	13886	13886	0	74.2%	4826	13
18	HINGOLI	38798	23072	23072	0	59.5%	15726	30
19	JALGAON	34417	25772	25772	0	74.9%	8645	20
20	KOLHAPUR	16830	12905	12905	0	76.7%	3925	8
21	LATUR	35747	26761	26761	0	74.9%	8986	21
22	NANDURBAR	51420	16625	16625	0	32.3%	34795	34
23	PALGHAR	16073	11748	11748	0	73.1%	4325	11
24	PUNE	17336	13155	13155	0	75.9%	4181	9
25	RAIGAD	10569	8834	8834	0	83.6%	1735	5
26	RATNAGIRI	7197	6690	6690	0	93.0%	507	3
27	SANGLI	10132	8604	8604	0	84.9%	1528	4
28	SATARA	11532	11514	11514	0	99.8%	18	1
29	SINDHUDURG	2267	2110	2110	0	93.1%	157	2
30	SOLAPUR	23568	18485	18485	0	78.4%	5083	15
31	WASHIM	15866	11053	11053	0	69.7%	4813	12
32	YAVATMAL	41980	30798	30798	0	73.4%	11182	23
33	DHULE	31410	20225	20224	-1	64.4%	11186	24
34	BEED	33057	26177	26173	-4	79.2%	6884	18
<b>Total</b>		<b>926200</b>	<b>621953</b>	<b>622474</b>	<b>526</b>	<b>67.2%</b>	<b>303726</b>	

राज्यपुरस्कृत आवास योजना ग्रामीण - प्रलंबीत मंजूरी

Sr. No.	Division	रमाई आवास योजना	शबरी आवास योजना	आदीम आवास योजना	पारधी आवास योजना	य.च.मु.व योजना	पुण्यश्लोक अहिल्यादेवी होळकर घरकुल योजना	एकूण
1	KONKAN DIV.	1469	7726	25	3	22	0	9245
2	PUNE DIV.	10903	3593	4	55	20	160	14735
3	NAGPUR DIV.	27201	21031	118	2	1603	16	49971
4	AMRAVATI DIV.	31890	19203	145	9	836	45	52128
5	NASHIK DIV.	21471	62756	61	20	1	29	84338
6	AURANGABAD DIV.	61638	26826	238	26	3695	886	93309
	<b>Total</b>	<b>154572</b>	<b>141135</b>	<b>591</b>	<b>115</b>	<b>6177</b>	<b>1136</b>	<b>303726</b>

Sr. No.	District	रमाई आवास योजना	शबरी आवास योजना	आदीम आवास योजना	पारधी आवास योजना	य.च.मु.व योजना	पुण्यश्लोक अहिल्यादेवी होळकर घरकुल योजना	एकूण
1	SATARA	18	0	0	0	0	0	18
2	SINDHUDURG	127	14	16	0	0	0	157
3	RATNAGIRI	400	84	0	1	22	0	507
4	SANGLI	1486	30	0	12	0	0	1528
5	RAIGAD	522	1211	0	2	0	0	1735
6	WARDHA	563	1374	23	0	0	0	1960
7	THANE	321	2194	6	0	0	0	2521
8	KOLHAPUR	3730	35	0	0	0	160	3925
9	PUNE	856	3287	4	14	20	0	4181
10	GADCHIROLI	1079	3196	26	0	0	0	4301
11	PALGHAR	99	4223	3	0	0	0	4325
12	WASHIM	3559	1216	0	0	0	38	4813
13	GONDIA	3233	1578	0	0	0	15	4826
14	AHMEDNAGAR	2653	2389	0	0	0	0	5042
15	SOLAPUR	4813	241	0	29	0	0	5083
16	BHANDARA	3871	1446	0	0	64	1	5382
17	OSMANABAD	4971	253	0	0	1381	0	6605
18	BEED	5580	1298	0	6	0	0	6884
19	BULDHANA	5765	2431	0	0	0	7	8203
20	JALGAON	3598	5014	0	4	0	29	8645
21	LATUR	7149	933	0	4	67	833	8986
22	PARBHANI	7664	2349	0	0	196	48	10257
23	YAVATMAL	5759	4604	145	1	673	0	11182
24	DHULE	3860	7325	0	0	1	0	11186
25	AURANGABAD	7153	4179	0	6	0	0	11338
26	NANDED	5206	6613	238	8	0	0	12065
27	AMRAVATI	5251	7974	0	7	163	0	13395
28	AKOLA	11556	2978	0	1	0	0	14535
29	NAGPUR	12086	2657	0	0	4	0	14747
30	HINGOLI	6947	8779	0	0	0	0	15726
31	CHANDRAPUR	6369	10780	69	2	1535	0	18755
32	JALNA	16968	2422	0	2	2051	5	21448
33	NASHIK	10413	14190	61	6	0	0	24670
34	NANDURBAR	947	33838	0	10	0	0	34795
	<b>Total</b>	<b>154572</b>	<b>141135</b>	<b>591</b>	<b>115</b>	<b>6177</b>	<b>1136</b>	<b>303726</b>



राज्यपुरस्कृत आवास योजना ग्रामीण - पूर्ण घरकूले

Sr. No.	Division	Sanction	18.09.2023	20.09.2023	Daily Achivement	Completion %	Remaining	To be Completed in Per Day till 30.11.23
1	AURANGABAD DIV.	179777	118296	118648	352	66.0%	61129	861
2	AMRAVATI DIV.	105708	73396	73495	99	69.5%	32213	454
3	NASHIK DIV.	122777	93753	93825	72	76.4%	28952	408
4	NAGPUR DIV.	114114	75395	75440	45	66.1%	38674	545
5	PUNE DIV.	64663	54239	54256	17	83.9%	10407	147
6	KONKAN DIV.	35435	26356	26368	12	74.4%	9067	128
<b>Total</b>		<b>622474</b>	<b>441435</b>	<b>442032</b>	<b>597</b>	<b>71.0%</b>	<b>180442</b>	<b>2541</b>

Sr. No.	District	Sanction	18.09.2023	20.09.2023	Daily Achivement	Completion %	Remaining	To be Completed in Per Day till 30.11.23
1	BEED	26173	16803	17020	217	65.0%	9153	129
2	AMRAVATI	22847	15749	15795	46	69.1%	7052	99
3	NANDED	22345	13578	13608	30	60.9%	8737	123
4	AURANGABAD	25616	17305	17334	29	67.7%	8282	117
5	HINGOLI	23072	11126	11154	28	48.3%	11918	168
6	DHULE	20224	14076	14102	26	69.7%	6122	86
7	YAVATMAL	30798	20303	20326	23	66.0%	10472	147
8	JALNA	19609	13099	13119	20	66.9%	6490	91
9	BULDHANA	20764	15168	15187	19	73.1%	5577	79
10	GONDIA	13886	11082	11101	19	79.9%	2785	39
11	AHMEDNAGAR	34896	30077	30093	16	86.2%	4803	68
12	LATUR	26761	20628	20643	15	77.1%	6118	86
13	JALGAON	25772	18899	18912	13	73.4%	6860	97
14	NASHIK	25260	19538	19550	12	77.4%	5710	80
15	PARBHANI	18803	14363	14375	12	76.5%	4428	62
16	AKOLA	20246	13814	13825	11	68.3%	6421	90
17	GADCHIROLI	16308	11922	11933	11	73.2%	4375	62
18	PALGHAR	11748	8508	8519	11	72.5%	3229	45
19	WARDHA	12747	9639	9646	7	75.7%	3101	44
20	PUNE	13155	10491	10497	6	79.8%	2658	37
21	SOLAPUR	18485	15541	15547	6	84.1%	2938	41
22	NANDURBAR	16625	11163	11168	5	67.2%	5457	77
23	SANGLI	8604	7272	7276	4	84.6%	1328	19
24	BHANDARA	16829	12905	12908	3	76.7%	3921	55
25	CHANDRAPUR	35800	20185	20188	3	56.4%	15612	220
26	NAGPUR	18544	9662	9664	2	52.1%	8880	125
27	OSMANABAD	17398	11394	11395	1	65.5%	6003	85
28	RAIGAD	8834	5290	5291	1	59.9%	3543	50
29	SATARA	11514	9880	9881	1	85.8%	1633	23
30	KOLHAPUR	12905	11055	11055	0	85.7%	1850	26
31	RATNAGIRI	6690	6273	6273	0	93.8%	417	6
32	SINDHUDURG	2110	2024	2024	0	95.9%	86	1
33	THANE	6053	4261	4261	0	70.4%	1792	25
34	WASHIM	11053	8362	8362	0	75.7%	2691	38
<b>Total</b>		<b>622474</b>	<b>441435</b>	<b>442032</b>	<b>597</b>	<b>71.0%</b>	<b>180442</b>	<b>2541</b>

राज्य योजना अपूर्ण घरकुले

Sr. No.	Division	रमाई आवास योजना	शहरी आवास योजना	आदीम आवास योजना	पारधी आवास योजना	व.च.मु.व योजना	पुण्यश्लोक अहिल्यादेवी होळकर घरकुल योजना	एकूण
1	KONKAN DIV.	1002	7580	465	0	8	12	9067
2	PUNE DIV.	8931	949	56	56	50	365	10407
3	NASHIK DIV.	11493	17072	25	121	78	163	28952
4	AMRAVATI DIV.	16667	11501	2173	192	1599	81	32213
5	NAGPUR DIV.	11105	21748	766	22	5012	21	38674
6	AURANGABAD DIV.	50689	9467	45	62	564	302	61129
	<b>Total</b>	<b>99887</b>	<b>68317</b>	<b>3530</b>	<b>453</b>	<b>7311</b>	<b>944</b>	<b>180442</b>

Sr. No.	District	रमाई आवास योजना	शहरी आवास योजना	आदीम आवास योजना	पारधी आवास योजना	व.च.मु.व योजना	पुण्यश्लोक अहिल्यादेवी होळकर घरकुल योजना	एकूण
1	SINDHUDURG	85	1	0	0	0	0	86
2	RATNAGIRI	384	21	4	0	8	0	417
3	AHMEDNAGAR	2587	2180	0	16	20	0	4803
4	SATARA	1567	36	0	0	30	0	1633
5	KOLHAPUR	1454	12	0	0	19	365	1850
6	SANGLI	1317	7	0	4	0	0	1328
7	SOLAPUR	2852	77	0	8	1	0	2938
8	GONDIA	1369	1416	0	0	0	0	2785
9	PUNE	1741	817	56	44	0	0	2658
10	NASHIK	2505	3151	25	29	0	0	5710
11	LATUR	5990	128	0	0	0	0	6118
12	BHANDARA	1514	1187	0	0	1199	21	3921
13	PARBHANI	3099	879	0	0	248	202	4428
14	WARDHA	1462	1414	224	1	0	0	3101
15	WASHIM	1754	933	0	2	0	2	2691
16	JALGAON	3232	3402	0	63	0	163	6860
17	GADCHIROLI	1328	2760	287	0	0	0	4375
18	BULDHANA	4690	791	0	17	0	79	5577
19	PALGHAR	65	3047	117	0	0	0	3229
20	THANE	241	1357	194	0	0	0	1792
21	DHULE	2197	3854	0	13	58	0	6122
22	AMRAVATI	3338	3560	0	28	126	0	7052
23	AKOLA	4623	1770	0	28	0	0	6421
24	AURANGABAD	6912	1363	0	7	0	0	8282
25	NANDURBAR	972	4485	0	0	0	0	5457
26	JALNA	6135	77	0	6	172	100	6490
27	YAVATMAL	2262	4447	2173	117	1473	0	10472
28	OSMANABAD	5732	86	0	41	144	0	6003
29	BEED	8676	469	0	8	0	0	9153
30	NANDED	8262	430	45	0	0	0	8737
31	RAIGAD	227	3154	150	0	0	12	3543
32	CHANDRAPUR	4602	6934	255	15	3806	0	15612
33	NAGPUR	830	8037	0	6	7	0	8880
34	HINGOLI	5883	6035	0	0	0	0	11918
	<b>Total</b>	<b>99887</b>	<b>68317</b>	<b>3530</b>	<b>453</b>	<b>7311</b>	<b>944</b>	<b>180442</b>

प्रधानमंत्री आवास योजना ग्रामीण - हप्ते वितरण

Sr. No.	Division	1st Installment (Daily Achivement)	1st Installment Remaining	2nd Installment (Daily Achivement)	2nd Installment Remaining	3rd Installment (Daily Achivement)	3rd Installment Remaining
1	NASHIK DIV.	17	6118	146	31952	250	18628
2	AMRAVATI DIV.	66	19051	88	25442	231	11649
3	AURANGABAD DIV.	56	11497	91	42261	188	21004
4	NAGPUR DIV.	70	3835	61	17321	120	7913
5	PUNE DIV.	57	3541	45	12911	78	5345
6	KONKAN DIV.	2	149	7	2637	35	1841
	<b>Total</b>	<b>268</b>	<b>44191</b>	<b>438</b>	<b>132524</b>	<b>902</b>	<b>66380</b>

Sr. No.	District	1st Installment (Daily Achivement)	1st Installment Remaining	2nd Installment (Daily Achivement)	2nd Installment Remaining	3rd Installment (Daily Achivement)	3rd Installment Remaining
1	NANDURBAR	0	747	52	7243	72	7189
2	DHULE	11	190	41	5788	55	3179
3	WASHIM	12	1185	12	2578	83	1535
4	YAVATMAL	20	1448	37	6624	47	3413
5	SOLAPUR	50	2278	17	5645	23	2100
6	BHANDARA	48	652	10	4782	29	1381
7	GONDIA	13	812	23	3013	49	1776
8	JALGAON	-88	2305	30	10917	48	3461
9	JALNA	4	1558	25	3114	45	2377
10	AMRAVATI	21	7444	16	7474	34	2451
11	NASHIK	4	384	10	4901	57	2909
12	NANDED	20	1242	10	15775	36	5437
13	AKOLA	4	1903	16	4290	40	1652
14	OSMANABAD	19	1454	7	2423	30	2544
15	BULDHANA	9	7071	7	4476	27	2598
16	BEED	0	1394	12	6658	27	3778
17	NAGPUR	4	895	12	2708	23	976
18	HINGOLI	7	1702	15	2532	13	1254
19	KOLHAPUR	2	265	10	1857	23	773
20	AHMEDNAGAR	2	2492	13	3103	18	1890
21	PARBHANI	4	370	9	4135	20	2145
22	PUNE	5	669	11	2122	17	820
23	AURANGABAD	2	1863	10	4487	13	1942
24	CHANDRAPUR	1	854	11	3576	11	1548
25	PALGHAR	0	51	2	1373	16	938
26	SATARA	-6	130	5	580	9	521
27	RATNAGIRI	1	47	1	264	9	221
28	WARDHA	4	414	4	1196	3	566
29	THANE	0	35	4	431	6	272
30	SANGLI	0	199	2	2707	6	1131
31	LATUR	0	1914	3	3137	4	1527
32	GADCHIROLI	0	208	1	2046	5	1666
33	SINDHUDURG	0	5	0	135	3	102
34	RAIGAD	1	11	0	434	1	308
	<b>Total</b>	<b>268</b>	<b>44191</b>	<b>438</b>	<b>132524</b>	<b>902</b>	<b>66380</b>

राज्यपुरस्कृत आवास योजना ग्रामीण - हप्ते वितरण

Sr. No.	Division	1st Installment (Daily Achivement)	1st Installment Remaining	2nd Installment (Daily Achivement)	2nd Installment Remaining	3rd Installment (Daily Achivement)	3rd Installment Remaining
1	AURANGABAD DIV.	119	12083	188	29764	230	12930
2	NASHIK DIV.	180	5886	75	12159	59	5537
3	AMRAVATI DIV.	77	5439	66	15811	57	4844
4	PUNE DIV.	33	1986	8	4734	14	1714
5	KONKAN DIV.	0	2882	17	3044	13	1256
6	NAGPUR DIV.	8	11264	5	18354	14	4146
	<b>Total</b>	<b>417</b>	<b>39540</b>	<b>359</b>	<b>83866</b>	<b>387</b>	<b>30427</b>

Sr. No.	District	1st Installment (Daily Achivement)	1st Installment Remaining	2nd Installment (Daily Achivement)	2nd Installment Remaining	3rd Installment (Daily Achivement)	3rd Installment Remaining
1	DHULE	175	650	46	2803	36	1217
2	HINGOLI	48	2994	56	6493	53	1565
3	AURANGABAD	25	1752	43	3288	42	1649
4	AKOLA	43	740	27	3615	28	950
5	BEED	5	1202	38	3805	50	2757
6	NANDED	25	2096	12	5274	21	1502
7	AMRAVATI	18	1356	23	3838	9	744
8	PARBHANI	10	905	8	2533	29	919
9	SATARA	32	380	5	809	6	188
10	WASHIM	13	484	7	1450	10	645
11	LATUR	0	946	16	2692	13	1536
12	NASHIK	1	1438	22	2194	5	862
13	RAIGAD	0	1653	16	970	12	446
14	OSMANABAD	5	1244	12	3368	6	1223
15	CHANDRAPUR	8	2997	5	9279	8	1651
16	JALNA	1	944	3	2311	16	1779
17	JALGAON	1	903	1	3521	13	1439
18	AHMEDNAGAR	3	407	6	2873	5	1195
19	YAVATMAL	1	2116	6	5189	5	1495
20	BULDHANA	2	743	3	1719	5	1010
21	SANGLI	0	221	1	587	7	265
22	BHANDARA	0	822	0	1769	6	341
23	SOLAPUR	0	540	2	1328	1	564
24	KOLHAPUR	1	521	0	943	0	233
25	PALGHAR	0	107	0	1617	1	568
26	RATNAGIRI	0	42	1	113	0	80
27	GADCHIROLI	0	850	0	1517	0	1008
28	GONDIA	0	454	0	1338	0	536
29	NAGPUR	0	4638	0	3428	0	364
30	NANDURBAR	0	2488	0	768	0	824
31	PUNE	0	324	0	1067	0	464
32	SINDHUDURG	0	2	0	54	0	13
33	THANE	0	1078	0	290	0	149
34	WARDHA	0	1503	0	1023	0	246
	<b>Total</b>	<b>417</b>	<b>39540</b>	<b>359</b>	<b>83866</b>	<b>387</b>	<b>30427</b>

राज्य योजना: पहिला हप्ता प्रलंबीत

Sr. No.	Division	रमाई आवास योजना	शबरी आवास योजना	आदीम आवास योजना	पारधी आवास योजना	य.च.मु.व योजना	पुण्यश्लोक अहिल्यादेवी होळकर घरकुल योजना	एकूण
1	KONKAN DIV.	106	2749	27	0	0	0	2882
2	PUNE DIV.	1671	192	7	15	7	94	1986
3	NASHIK DIV.	545	5181	0	5	78	77	5886
4	AMRAVATI DIV.	1068	2787	213	20	1347	4	5439
5	NAGPUR DIV.	1581	7465	194	2	2018	4	11264
6	AURANGABAD DIV.	8748	2786	13	21	307	208	12083
	<b>Total</b>	<b>13719</b>	<b>21160</b>	<b>454</b>	<b>63</b>	<b>3757</b>	<b>387</b>	<b>39540</b>

Sr. No.	District	रमाई आवास योजना	शबरी आवास योजना	आदीम आवास योजना	पारधी आवास योजना	य.च.मु.व योजना	पुण्यश्लोक अहिल्यादेवी होळकर घरकुल योजना	एकूण
1	SINDHUDURG	2	0	0	0	0	0	2
2	RATNAGIRI	41	1	0	0	0	0	42
3	AHMEDNAGAR	131	254	0	2	20	0	407
4	SATARA	362	13	0	0	5	0	380
5	KOLHAPUR	415	10	0	0	2	94	521
6	SANGLI	217	4	0	0	0	0	221
7	SOLAPUR	529	10	0	1	0	0	540
8	GONDIA	212	242	0	0	0	0	454
9	PUNE	148	155	7	14	0	0	324
10	NASHIK	89	1349	0	0	0	0	1438
11	LATUR	927	19	0	0	0	0	946
12	BHANDARA	247	102	0	0	469	4	822
13	PARBHANI	207	350	0	0	146	202	905
14	WARDHA	493	888	122	0	0	0	1503
15	WASHIM	192	292	0	0	0	0	484
16	JALGAON	258	565	0	3	0	77	903
17	GADCHIROLI	162	654	34	0	0	0	850
18	BULDHANA	264	475	0	0	0	4	743
19	PALGHAR	2	102	3	0	0	0	107
20	THANE	26	1037	15	0	0	0	1078
21	DHULE	51	541	0	0	58	0	650
22	AMRAVATI	296	1038	0	3	19	0	1356
23	AKOLA	310	428	0	2	0	0	740
24	AURANGABAD	1326	423	0	3	0	0	1752
25	NANDURBAR	16	2472	0	0	0	0	2488
26	JALNA	804	11	0	1	122	6	944
27	YAVATMAL	6	554	213	15	1328	0	2116
28	OSMANABAD	1181	13	0	11	39	0	1244
29	BEED	1042	154	0	6	0	0	1202
30	NANDED	1980	103	13	0	0	0	2096
31	RAIGAD	35	1609	9	0	0	0	1653
32	CHANDRAPUR	386	1023	38	1	1549	0	2997
33	NAGPUR	81	4556	0	1	0	0	4638
34	HINGOLI	1281	1713	0	0	0	0	2994
	<b>Total</b>	<b>13719</b>	<b>21160</b>	<b>454</b>	<b>63</b>	<b>3757</b>	<b>387</b>	<b>39540</b>

## प्रधानमंत्री आवास योजना ग्रामीण - Delayed Houses

■ पहिला हप्ता मिळाल्यानंतर १२ महिने उलटूनही अपूर्ण घरकुले
 ■ पहिला हप्ता मिळाल्यानंतर १८ महिने उलटूनही अपूर्ण घरकुले
 ■ पहिला हप्ता मिळाल्यानंतर १० दिवसानंतरही दुसरा हप्ता न मिळालेले घरकुले
 ■ दुसरा हप्ता मिळाल्यानंतर १० दिवसानंतरही तिसरा हप्ता न मिळालेले घरकुले
 ■ तिसरा हप्ता मिळाल्यानंतर १० दिवसानंतरही अपूर्ण घरांची संख्या

जिल्हा	पहिला हप्ता मिळाल्यानंतर १२ महिने उलटूनही अपूर्ण घरकुले	पहिला हप्ता मिळाल्यानंतर १८ महिने उलटूनही अपूर्ण घरकुले	पहिला हप्ता मिळाल्यानंतर १० दिवसानंतरही दुसरा हप्ता न मिळालेले घरकुले	दुसरा हप्ता मिळाल्यानंतर १० दिवसानंतरही तिसरा हप्ता न मिळालेले घरकुले	तिसरा हप्ता मिळाल्यानंतर १० दिवसानंतरही अपूर्ण घरांची संख्या
AHMEDNAGAR	1958	1096	2989	1630	3
AKOLA	2569	1973	3504	1035	18
AMRAVATI	5339	3441	6798	1723	106
AURANGABAD	2621	1390	4190	1370	58
BEED	3813	1237	5797	2260	34
BHANDARA	4201	2308	3989	957	270
BULDHANA	2512	1177	4070	1592	149
CHANDRAPUR	2487	1269	3202	1125	240
DHULE	5003	2402	5529	2539	103
GADCHIROLI	1852	1023	1996	1411	85
GONDIA	1398	1131	2818	1433	61
HINGOLI	1557	481	2380	827	9
JALGAON	8305	5349	10610	2468	50
JALNA	1901	707	2906	1659	69
KOLHAPUR	1437	685	1669	598	13
LATUR	1134	513	3061	926	23
NAGPUR	2059	1562	2486	811	32
NANDED	9990	6880	14938	3604	25
NANDURBAR	5681	2925	7018	5988	300
NASHIK	4088	2354	4550	2404	117
OSMANABAD	1027	487	1584	2274	1
PALGHAR	726	244	1286	839	98
PARBHANI	1245	517	3830	1339	13
PUNE	1565	1019	1875	694	28
RAIGAD	391	238	419	275	9
RATNAGIRI	192	15	250	200	20
SANGLI	2278	1579	2539	766	33
SATARA	342	160	537	350	19
SINDHUDURG	90	32	129	96	7
SOLAPUR	3950	3046	5021	1444	52
THANE	365	104	438	240	33
WARDHA	701	480	969	493	20
WASHIM	1162	566	2181	1119	7
YAVATMAL	4601	2344	6264	2561	250